



Contact:james wang
Website:www.ledlightmaker.com


Email:james@ledlightmaker.com
TEL/FAX:86 0755 86144247

POWER OUTPUT (MAX)	PRODUCT NUMBER	CERTIFICATE	SIZE(mm)	VOLTAGE (INPUT)	OUTPUT CURRENT(MAX)	OUTPUT VOLTAGE	WEIGHT (g)	LINES	CASE	PACKING	CARTON SIZE
12V constant output voltage power supply											
5W	LK-12005A	CE	160x30x20	90~250V	0.42A	12±0.5V	210	VDE20cm	AL	50PCS/CTN	34*24*19CM
10W	LK-12010A				0.83A						
15W	LK-12015A				1.25A						
20W	LK-12020A				1.67A						
30W	LK-12030C(B)				2.50A						
45W	LK-12045C(B)		170~250V(90-130V)	250x30x20	3.75A		260			28PCS/CTN	34*24*19CM
60W	LK-12060C(B)			175x50x67	5.0A		350			24PCS/CTN	39.4*25.4*24.5CM
80W	LK-12080C(B)			240x67x50	6.7A		850			19PCS/CTN	39.4*25.4*24.5CM
100W	LK-12100C(B)			240x67x50	8.33A		1200			19PCS/CTN	39.4*25.4*24.5CM
150W	LK-12150C(B)			228x120x64	12.5A		1200			19PCS/CTN	39.4*25.4*24.5CM
200W	LK-12200C(B)			228x120x64	16.6A		2400			5PCS/CTN	43*29.3*18.7CM
										2400	VDE40cm
24V constant output voltage power supply											
5W	LK-24005A	CE	160x30x20	90~250V	0.21A	24±0.5V	210	VDE20cm	AL	50PCS/CTN	34*24*19CM
10W	LK-24010A				0.41A						
15W	LK-24015A				0.63A						
20W	LK-24020A				0.83A						
30W	LK-24030C(B)				1.25A						
45W	LK-24045C(B)		170~250V(90-130V)	200x30x20	1.9A		260			28PCS/CTN	34*24*19CM
60W	LK-24060C(B)			250x30x20	2.5A		350			24PCS/CTN	39.4*25.4*24.5CM
80W	LK-24080C(B)			175x50x67	3.3A		850			19PCS/CTN	39.4*25.4*24.5CM
100W	LK-24100C(B)			240x67x50	4.2A		1200			19PCS/CTN	39.4*25.4*24.5CM
150W	LK-24150C(B)			240x67x50	6.25A		1200			19PCS/CTN	39.4*25.4*24.5CM
200W	LK-24200C(B)			228x120x64	8.3A		2400			5PCS/CTN	43*29.3*18.7CM
										2400	VDE40cm


CONSTANT CURRENT											
12W	CC-32350C	CE	160x30x20	170~250V	350±50mA	3-32v	210	VDE20cm	AL	50PCS/CTN	34*24*19CM
12W	CC-32350B		200x30x20	90-130V		3-32v	260				
18W	CC-50350C		160x30x20	170~250V		5-50V	210g				
18W	CC-50350B		200x30x20	90-130V		5-50V	260g				
30W	CC-32900C(B)		200x30x20	170-250V(90-130V)	900±50mA	18-32v	260				
30W	CC-40700C(B)				700±50mA	22-40v					
30W	CC-80350C(B)				350±50mA	56-80v					

Case and Its Pictures

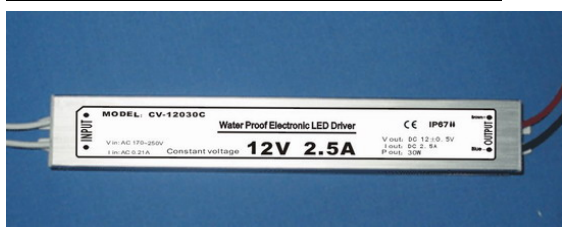
160x30x20 Aluminium case




160x30x20 Aluminium case



200x30x20 Aluminium case



175X50X67 Aluminium case
2 output VDE lines



228x120x64 Aluminium case
4 output VDE lines



